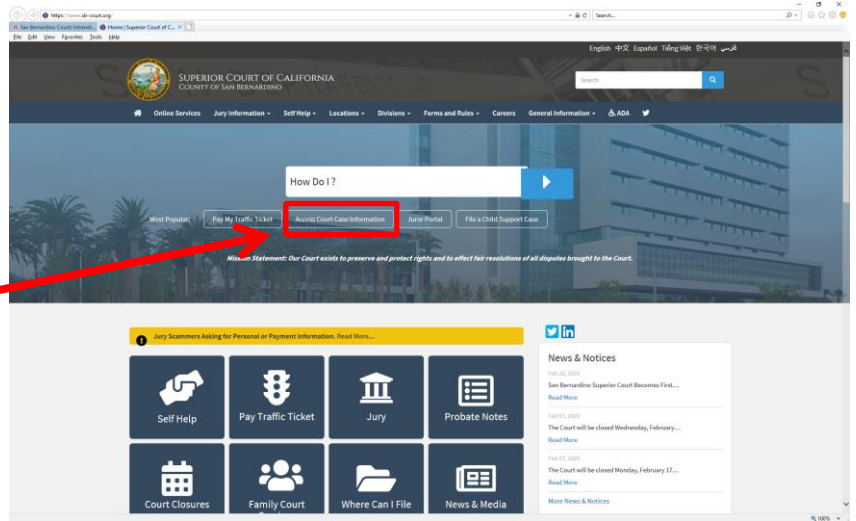


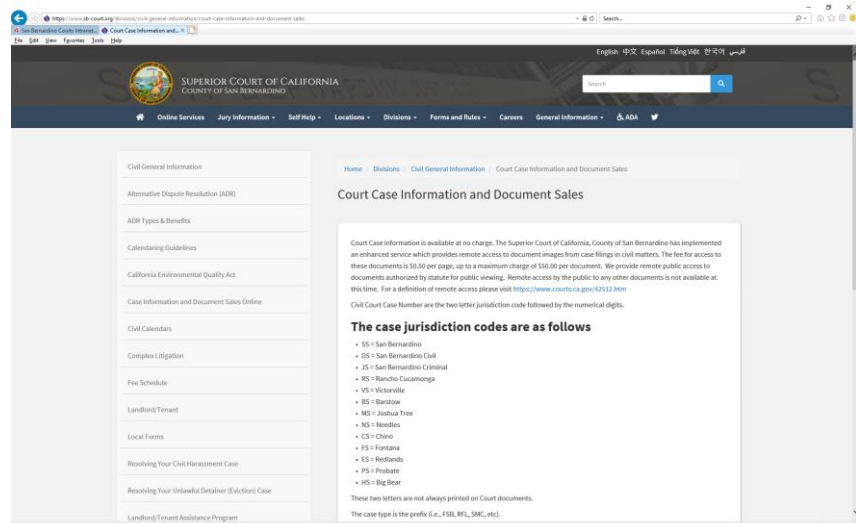
# Tyler Odyssey Date of Birth Filtering Instructions

Step 1: Enter the Court's web address:  
**sb-court.org**

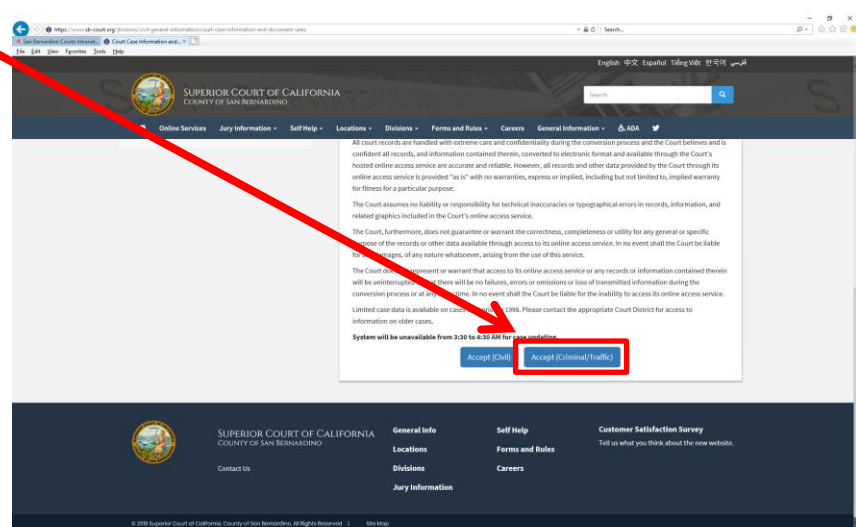
Step 2: Click on "Access Court Case Information"



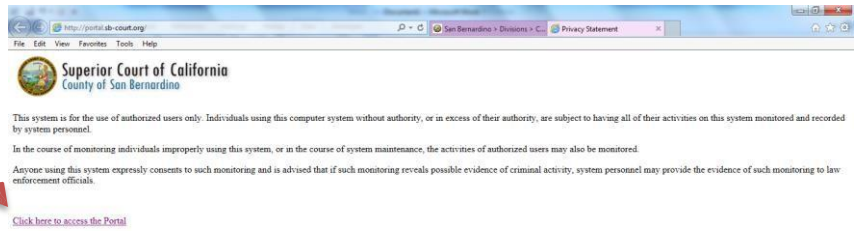
Step 3: Scroll to the bottom of the page



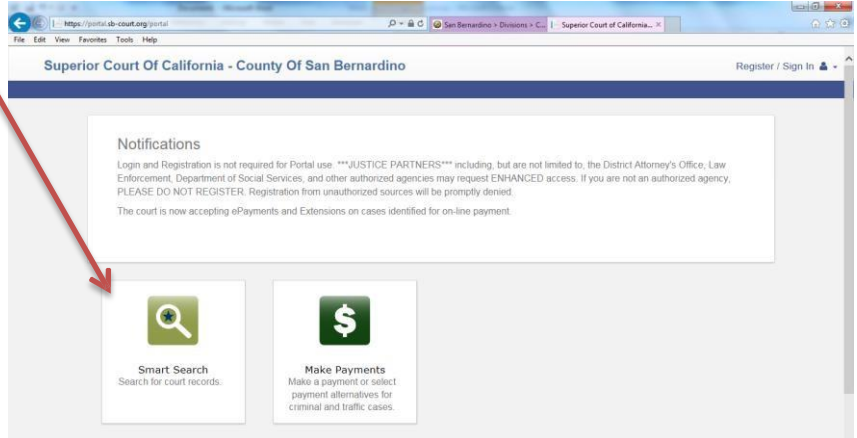
Step 4: Click "Accept (Criminal /Traffic)"



**Step 5: Click "Click Here to Access the Portal"**



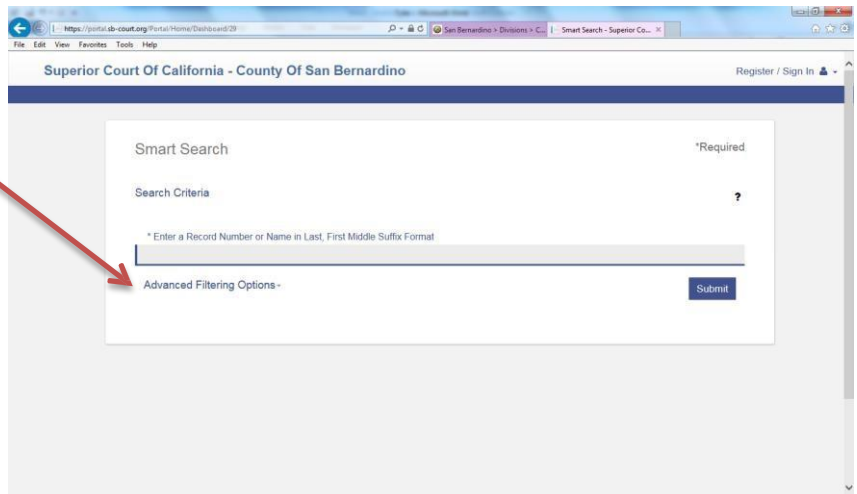
**Step 6: Click "Smart Search"**



**Step 7: Type a record number or Name into "Enter a Record Number or Name in Last, First Middle Suffix Format"**



**Step 8: Click "Advanced Filtering Options" and scroll down the page to "Additional Party Search Filters"**



**Step 9: Select “Filter by Date of Birth From” and choose the D.O.B. from the drop-down calendar**

**Next select “Filter by Date of Birth To” and choose the D.O.B. from the drop-down calendar.**

**You must select the D.O.B. from the calendar on both sections for the search to work properly**

**Finally, scroll down to the bottom of the page**

Additional Party Search Filters

Search by

Party Name  Business Name

Nickname

Filter by Date of Birth From Filter by Date of Birth To

Filter by FBI Number

Filter by SO Number

Filter by Booking Number

**Step 10: Click “Submit” to filter by D.O.B.**

Search Cases

Filter by Case Type

Filter by Case Status

Filter by File Date Start Filter by File Date End

Filter by Judicial Officer

Submit